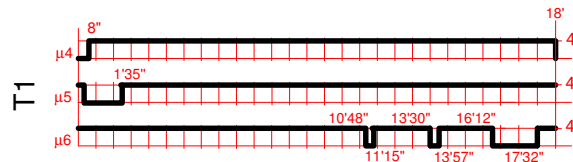
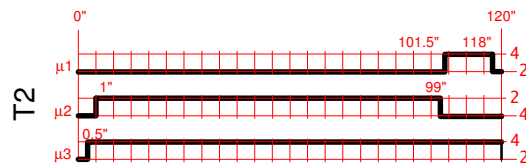
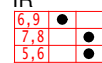


- A** CON ADDOLCITORE AL 20 D 25 D
MIT WASSERENTHARTER AL 20 D 25 D
AVEC ADOUCISSEUR AL 20 D 25 D
WITH WATER SOFTENER AL 20 D 25 D
- B** CON RISCIAQUO FREDDO AL 25
MIT KALTE NACHSPUELUNG AL 25
AVEC RINCAGE EAU FROIDE AL 25
WITH COLD RINSE AL 25
- C** DOSATORE DETERGENTE ELETTRONICO
WASCHMITTELDOSIERGERAET
DOSEUR DETERGENT
DETERGENT DISPENSER

AL 20-20D-25-25D



AL 20D-25D



| | | |
|----------------------------|--------------------------------------------------------------------|---------------------------------------------------------------|
| C1 | RELE ELETTROPOMPA ELECTROPUMPE RELAIS | RELAIS ELECTROPOMPE ELECTROPUMP CONTACTORS |
| DD | DOSATORE DETERGENTE WASCHMITTELDOSIERGERAET | DOSEUR DETERGENT DETERGENT DISPENSER |
| EC | ELETTROVALVOLA RISCIAQUO MAGNETVENTIL NACHSPULUNG | ELECTROVANNE RINCAGE RINSING VALVE |
| EF | ELETTROVALVOLA RISCIAQUO FREDDO MAGNETVENTIL KALTE NACHSPUELUNG | ELECTROVANNE RINCAGE EAU FROIDE COLD RINSE ELECTROVALVE |
| EP | ELETTROPOMPA ELECTROPUMPE | ELECTROPOMPE ELECTROPUMP |
| ER | ELETTROVALVOLA RIGENERAZIONE MAGNETVENTIL REGENERATION | ELECTROVANNE REGENERATION REGENERATION VALVE |
| FA | FILTRO ANTIDISTURBO STORSCHUTZEINRICHTUNG | FILTRE ANTI PERTURBATION RADIO INTERFERENCE SUPPRESSOR |
| IG | INTERRUTTORE GENERALE HAUPTSCHALTER | INTERRUPTEUR GENERAL MAIN SWITCH |
| IR | INTERRUTTORE RIGENERAZIONE REGENERATIONSVCHALTER | INTERRUPTEUR REGENERATION REGENERATION SWITCH |
| L1 | SPIA INTERRUTTORE GENERALE HAUPTSCHALTERLAMPE | VOYANT LUMINEUX IG MAIN-SWITCH WARNING-LAMP |
| L2 | SPIA CICLO RIGENERAZIONE KONTROLLEUCHE REGENERATION | VOYANT LUMINEUX CYCLE REGENERATION REGENERATION CYCLE LAMP |
| L3 | SPIA "MACCHINA PRONTA" KONTROLLEUCHE "BETRIEBSBEREIT" | VOYANT "MACHINE PRETE" "MACHINE READY" WARNING LAMP |
| L4 | SPIA CICLO KONTROLLEUCHE SPULVORGANG | VOYANT LUMINEUX CYCLE CYCLE LAMP |
| M1 | MOTORE TIMER RIGENERAZIONE REGENERATIONTIMERMOTOR | MOTEUR TIMER REGENERATION REGENERATION TIMER MOTOR |
| M2 | MOTORE TIMER CICLO VORGANGTIMERMOTOR | MOTEUR TIMER CYCLE CYCLE TIMER MOTOR |
| MP | MICROINTERRUTTORE PORTA TUERSCHALTER | MICROINTERRUPTEUR PORTE DOOR MICROSCHWITZ |
| PA | PULSANTE AVVIAMENTO CICLO STARTTASTE | BOUTON DEPART CYCLE CYCLE START PUSH-BUTTON |
| PL | PRESSOSTATO LIVELLO NIVEAUDRUCKWAECHTER | PRESSOSTAT NIVEAU LEVEL PRESSURE SWITCH |
| PR | PULSANTE RISCIAQUO FREDDO TASTE KALTE NACHSPUELUNG | BOUTON RINCAGE EAU FROIDE COLD RINSE PUSH-BUTTON |
| RB | RESISTENZA BOILER BOILERHEIZOERPER | RESISTANCE SURCHAUFFEUR BOILER HEATER |
| RV | RESISTENZA VASCA TANKHEIZKOERPER | RESISTANCE CUVE TANK HEATER |
| SD | REGOLATORE DETERGENTE SPULMITTELREGLER | REGULATEUR DETERGENT DETERGENT CONTROL |
| T1 | TIMER CICLO RIGENERAZIONE REGENERATIONSVORGANG TIMER | TIMER CYCLE REGENERATION REGENERATION-CYCLE TIMER |
| T2 | TIMER CICLO SPULVORGANG TIMER | TIMER CYCLE CYCLE TIMER |
| TB | TERMOSTATO BOILER BOILER THERMOSTAT | THERMOSTAT SURCHAUFFEUR BOILER THERMOSTAT |
| TS | TERMOSTATO SICUREZZA SICHERHEITSTHERMOSTAT | THERMOSTAT DE SECURITE SAFETY THERMOSTAT |
| TV | TERMOSTATO VASCA TANKTHERMOSTAT | THERMOSTAT CUVE TANK THERMOSTAT |
| | | |
| | | |
| | | |
| | | |
| DATA DATUM | 15 - 04 - 2005 | MOD. MOD. |
| DATE | | AL 20 - 25 |
| DISEGNO N° ZEICHNUNG N° | EL.AL.359 | MOD. MOD. |
| DESSIN N° DRAWING N° | | AL 20 D - 25 D |